


# MEKANİK AYARLI PİMLİ (SABİT) DÖNER KULAKLI PULLUK


REVERSIBLE PLOUGH WITH PIN-CUT

ŞK-SP-DS SERİSİ / SERIES





VIDEO KULLANMA  
KLAVUZU  
VIDEO USE GUIDE





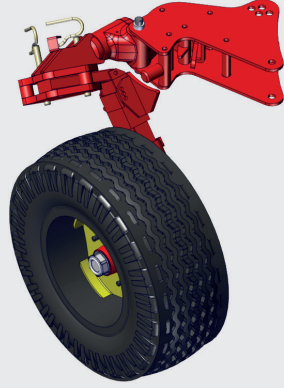
**ŞK-SP-DS**  
SERİSİ / SERIES



## GENEL ÖZELLİKLER

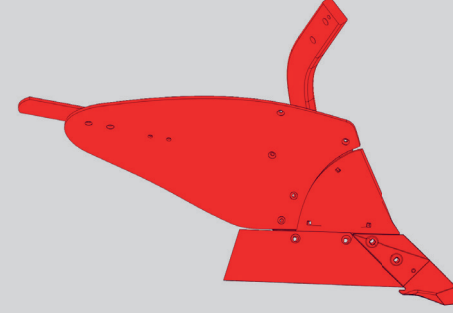


## GENERAL SPECIFICATIONS



Ayarlanabilir derinlik ayarı ve taşıma için dönerli ve mekanik denge tekeri.

Rotatable and mechanical balance wheel for adjustable depth adjustment and transport



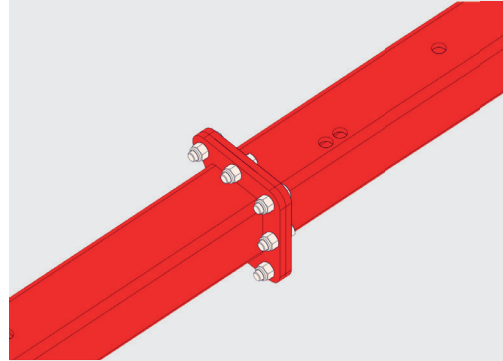
Pulluk uç demirleri ve pulluk kulakları (aynalar) özel olarak yaptırılmaktadır. Kulak üzeri devirme parçaları toprağı parçalayarak hasat artıklarının toprağı daha iyi gömülmesini sağlar.

The plough share and the mouldboards is producing especially. The overturning parts over the mouldboard while fragment the soil is embed the crop residues to the soil deeper and is shown the soil beter.



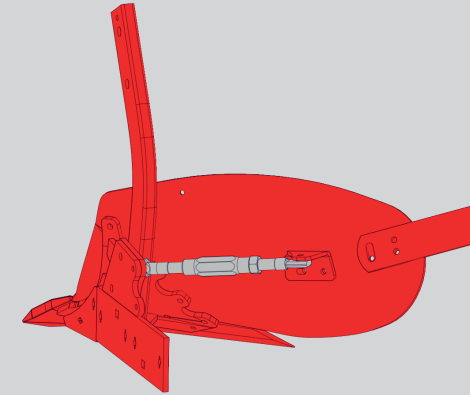
Kızak Sistemi

Sliding System



Tek flanslı olarak üretilmiş profil saseli pulluklara istenirse sonradan 3+1, 4+1, 5+1 gövde (sok) ilavesi yapılabilir.

Produced with single flange. If desired, the body of the profile chassis plough could be 3+1, 4+1, 5+1 extend a furrow body.



Ayna Gergi Kolu

Mirror Strut

# TEKNİK ÖZELLİKLER TECHNICAL SPECIFICATIONS

Model Kodu	Gövde Sayısı	Toplam Uzunluk L (mm)	Toplam Genişlik N (mm)	Toplam Yükseklik H (mm)	İş Derinliği	İş Genişliği (mm)	Gövde Aralığı	Ortalama Gereken Güç	Toplam Ağırlık
Model Code	Quantity of Bodys	Totally Length	Totally Width	Totally Height	Working Depth	Working Width (mm)	Body Range	Approximately Needed Power	Totally Weight
									
		<b>mm</b>	<b>mm</b>	<b>mm</b>	<b>mm</b>	<b>mm</b>	<b>mm</b>	<b>Hp</b>	<b>Kg</b>
<b>12" SOKLU</b>	2'li	1830	750	1665	210-300	30-35-40-45	75	50-75	500
	3'lü	2580	1110	1665	210-300	30-35-40-45	75	60-90	810
	4'lü	3430	1470	1665	210-300	30-35-40-45	80	75-90	1120
	5'li	4230	1831	1665	210-300	30-35-40-45	80	90-120	1330
	6'lı	5030	2191	1665	210-300	30-35-40-45	80	110-130	1520
<b>14" SOKLU</b>	2'li	2080	1041	1755	250-350	30-35-40-45	85	60-75	540
	3'lü	2930	1441	1755	250-350	30-35-40-45	85	75-90	835
	4'lü	3780	1841	1755	250-350	30-35-40-45	85	90-120	1150
	5'li	4630	2241	1755	250-350	30-35-40-45	85	110-140	1360
	6'lı	5480	2641	1755	250-350	30-35-40-45	85	110-150	1550
<b>16" SOKLU</b>	2'li	2120	1290	1825	300-450	30-35-40-45	90	65-85	570
	3'lü	2980	1740	1825	300-450	30-35-40-45	90	70-90	865
	4'lü	3880	2190	1825	300-450	30-35-40-45	90	90-120	1180
	5'li	4780	2640	1825	300-450	30-35-40-45	90	130-150	1370
	6'lı	5680	3091	1825	300-450	30-35-40-45	90	150-200	1730
<b>20" SOKLU</b>	2'li	2480	1390	1925	300-450	30-35-40-45	90-95	65-85	610
	3'lü	3130	1840	1925	300-450	30-35-40-45	90-95	70-90	905
	4'lü	4080	2290	1925	300-450	30-35-40-45	90-95-100	90-120	1220
	5'li	5030	2740	1925	300-450	30-35-40-45	90-95-100	130-150	1410
	6'lı	5980	3191	1925	300-450	30-35-40-45	90-95-100	150-200	1770



Üretimlerimizde, Değişen Teknoloji ve Çalışma Şartlarına göre Değişiklik Yapma Hakkımız Saklıdır.  
We reserve the right to make changes in our productions according to Changing Technology and Working Conditions.



Sınırsız Yedek Parça ve Servis Hizmeti  
Unlimited Spare Parts and Service